


# CATALYST GLOBAL REAL ESTATE UCITS FUND

## MINIMUM DISCLOSURE DOCUMENT

**MARCH 2019**

### ABOUT THE FUND

Fund Objective	The primary objective of the Fund is to generate positive income and capital returns over a medium to long term investment horizon.
Benchmark	FTSE EPRA/NAREIT Developed Rental Index Net Total Return. (From inception to 31 Mar 2015 the benchmark was the UBS Global Real Estate Investors Index Net Total Return. This Index was discontinued.)
Investment Universe	The fund will primarily invest in Real Estate securities listed on international stock exchanges.
Launch Date	30 November 2007
Base Currency	US\$
Min. investment	US\$ 7 500 (or currency equivalent)
Min. Subsequent Inv. US\$	US\$ 500 (or currency equivalent)
Valuation	Daily (excl Irish public holidays)
Subscription/Redemption	Daily subscriptions/redemptions must be received, approved and processed no later than 13:00 (Irish time).
Initial Charges	0.00%
Performance Fee	No Performance Fee
Annual Management Fee Class B	1.00%
Fund Size as at 31 March 2019	US\$ 371 075 457
Risk Indicator	
Risks to Consider	Currency Risk, Global Property Markets and Global Interest Rate Fluctuations
Unit Price as at 31 March 2019 Class B	US\$ 2.237
Income Distribution	No
TER Class B	1.25%
Investment Manager	ML Capital Asset Management Ltd
Sub-Investment Manager	Catalyst Fund Managers Global (Pty) Ltd
Portfolio Managers at the Sub-Investment Manager	Andre Stadler BCom CFA and Jamie Boyes CA (SA)
Custodian	Northern Trust Fiduciary Services (Ireland)
Auditors	PWC (Ireland)
ISIN	IE00BQV0MN72
Bloomberg Ticker	CATGLRB:ID

### MONTHLY COMMENTARY

Our fund benchmark, the FTSE EPRA/NAREIT Developed Net Rental Index, recorded a net total USD return of 3.22% in March. The best performing listed real estate market was Australia, which recorded a total USD return of 5.59% for the month. The UK recorded the lowest total USD return of -1.77%.

Listed real estate stock performance has been admirable during the first quarter of 2019. Quarterly earnings results as a whole were in-line with expectations and most welcomed given the uncertain macro-economic backdrop. In light of the performance year-to-date and recent results, it is an opportunity to share key takeaways from the management meetings and investor discussions in which we participated, at the Citi Global Property CEO Conference held in Miami this March.

A distinguishing factor of the conference is the significant attendance of CEOs and supporting executives. This allows for meaningful discussions within the context of the businesses themselves and the environments in which they operate, as well as the strategies being employed to seize opportunities, mitigate risks and ultimately create long-term shareholder value. While attendees were relatively upbeat about the prospects for real estate stock performance, they acknowledged that the cycle is protracted and is likely a maturing story.

Good management teams have generally looked to improve portfolio quality by selling lower quality assets and reinvesting the proceeds into core existing assets at attractive risk-adjusted returns, as well as by buying better quality real estate that should prove more defensive in tougher conditions. While management teams by-and-large anticipate that interest rates will remain low, many have taken the opportunity to fortify balance sheets by deleveraging through asset sales or equity issuances, fixing debt at low interest rates and extending debt maturity profiles. Additionally, demand for real estate and new supply seem to be in equilibrium, and development pipelines remain disciplined and of a manageable scale given the perceived maturity of the cycle. Barring any severe macro-economic shock, companies exhibiting this confluence of factors are well positioned for the future. Notwithstanding this, the different real estate sub-sectors are exposed to unique fundamentals, geographic nuances, headwinds and tailwinds. Please refer to our monthly report for a summary of how the various sectors are currently positioned.

Overall, real estate fundamentals remain healthy, mainly due to manageable supply levels relative to demand. The estimated forward FAD (Funds Available for Distribution) yield for the sector is 4.61%, and medium-term growth prospects are decent. Listed real estate appears to be fairly priced to slightly expensive, while more attractively priced opportunities exist in specific real estate sectors and stocks.

Source of data: Bloomberg, Company Information and Catalyst Fund Managers

### INVESTMENT OBJECTIVE

This specialist fund offers real estate focus, with global diversification. The real estate focus is through real estate securities with a specific bias towards stocks classified as investors, as opposed to developers. The investor classification is defined as those stocks that have 70% or more of their income derived from rent. The guiding principle is the ownership of real estate assets, primarily to earn rental related income streams which provide a stable underpin to long term returns. Global diversification is across geographic regions, currencies, countries and real estate types. The intention is to provide an attractive risk-adjusted return to form part of a multi asset class portfolio. The fund benchmark is the FTSE EPRA/NAREIT Developed Rental Index, which comprises of stocks in the following regions: United States, Canada, UK, Europe, Japan, Hong Kong, Singapore, Australia and New Zealand.



Best risk adjusted 5 year return (SA-Domiciled) Global RE Fund 2017  
 (the full details and basis of the award are available from the manager)

## CATALYST GLOBAL REAL ESTATE UCITS FUND

### MINIMUM DISCLOSURE DOCUMENT

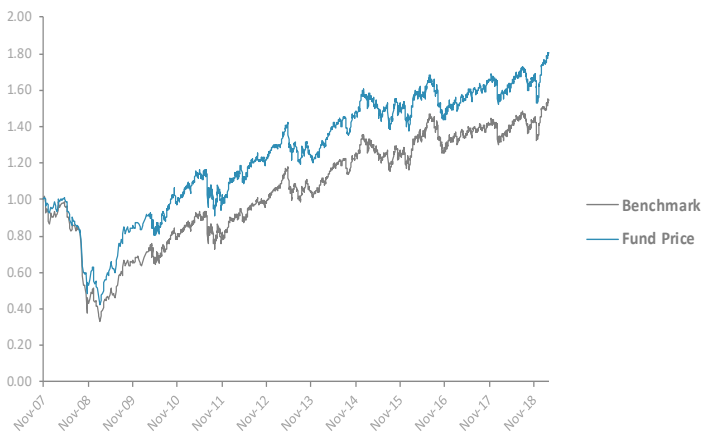
#### CALENDAR YEAR - MONTHLY UNIT PRICE RETURN

	2008	2009	2010	2011	2012	2013	2014	2015	2016	2017	2018	2019
Best Month	12.92%	19.14%	10.89%	12.80%	6.99%	6.67%	7.04%	5.66%	9.53%	3.68%	3.05%	10.71%
Worst Month	-28.64%	-15.45%	-8.28%	-12.14%	-6.02%	-6.36%	-5.76%	-5.17%	-7.41%	-1.73%	-6.35%	1.09%

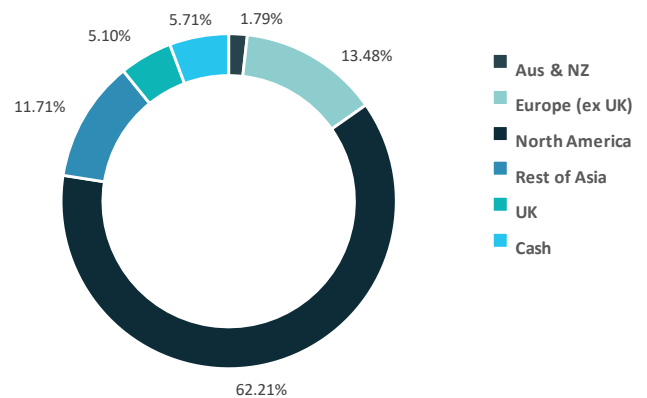
#### NET FUND PERFORMANCE

	Annualised Return Since Inception (30 Nov 07) (USD)	5 Year Return Annualised (USD)	3 Year Return Annualised (USD)	1 Year Return (USD)	Annualised Standard Deviation Since Inception (USD)
Fund Price (Net)	6.04%	7.06%	4.73%	13.95%	19.24%
Benchmark	3.92%	6.89%	4.70%	13.65%	20.65%

#### PERFORMANCE



#### GEOGRAPHIC ALLOCATION AS AT 31 MARCH 2019



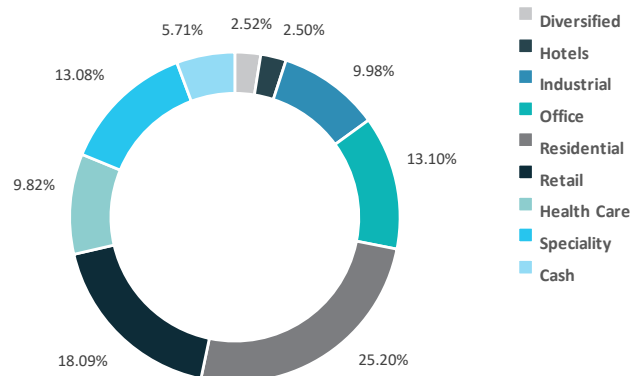
#### CURRENCY EXPOSURE AS AT 31 MARCH 2019

AUD	1.78%
CAD	4.06%
CHF	0.00%
EUR	10.44%
GBP	5.11%
HKD	4.89%
JPY	6.82%
SEK	0.46%
SGD	0.00%
USD	66.43%
ZAR	0.00%
Total	100.00%

#### TOP TEN HOLDINGS AS AT 31 MARCH 2019

Simon Property Group, Inc
Prologis
Invitation Homes
Alexandria Real Estate Equities
Sun Communities
Cubesmart
Avalonbay Communities Inc
Unibail - Rodamco - Westfield
Coresite Realty
Interxion Holding N.V.

#### SECTORAL ALLOCATION AS AT 31 MARCH 2019



# CATALYST GLOBAL REAL ESTATE UCITS FUND

## MINIMUM DISCLOSURE DOCUMENT

### SPECIFIC FUND RISK

Foreign Investment risk:	Foreign securities investments may be subject to risks pertaining to overseas jurisdictions and markets, including (but not limited to) local liquidity, macroeconomic, political, tax, settlement risks and currency fluctuations.
Property risk:	Investments in real estate securities can carry the same risks as investing directly in real estate itself. Real estate prices move in response to a variety of factors, including local, regional and national economic and political conditions, interest rates and tax considerations.
Currency exchange risk:	Changes in the relative values of individual currencies may adversely affect the value of investments and any related income.
Geographic / Sector risk:	For investments primarily concentrated in specific countries, geographical regions and/or industry sectors, their resulting value may decrease whilst portfolios more broadly invested might grow.
Equity investment risk:	Value of equities (e.g. shares) and equity-related investments may vary according to company profits and future prospects as well as more general market factors. In the event of a company default (e.g. bankruptcy), the owners of their equity rank last in terms of any financial payment from that company.

### DISCLAIMER

Disclaimer: The performance detailed, represents the managers performance in managing the Catalyst Global Real Estate Fund. From 30 November 2007 – 25 September 2008, the Fund was incorporated under RMBIS Mutual Fund ICC Limited Guernsey. Following a distribution in specie of the Fund's assets, the Fund was effectively transferred from 26 September 2008 onwards and incorporated under The PSG Mutual Fund PCC Limited Guernsey. On 14 October the Fund transferred to the current UCITS structure domiciled in Ireland. Risk Warning: Past performance is not a reliable indicator of future results, prices of investments and the income from them may fall as well as rise. Investments in equities are subject to market risk and, potentially, to exchange rate risk. The Catalyst Global Real Estate UCITS Fund (the "Fund") will primarily invest in real estate securities listed on international stock exchanges and has a total return objective comprising of both income return and capital appreciation. The Fund has a medium to long term investment horizon. The Fund does not intend to employ any leverage however the Directors are empowered to borrow monies from time to time to facilitate redemption payments, with borrowings permissible up to a maximum of 10% of Net Asset Value of the Fund, provided such borrowing is on a temporary basis in terms of UCITS compliance. The distribution of this report does not constitute an offer or solicitation. Any investment in the Fund should be based on the full details contained in the Fund's Supplement Prospectus and Key Investor Information Documents which together with the MLC Global Multi Strategy UCITS Fund Prospectus which may be downloaded from the Catalyst website ([www.catalyst.co.za](http://www.catalyst.co.za)). Information given in this document has been obtained from, or based upon, sources believed by us to be reliable and accurate although neither ML Capital Asset Management Ltd nor Catalyst Fund Managers Global (Pty) Ltd accepts liability for the accuracy of the contents. Neither ML Capital Asset Management Ltd nor Catalyst Fund Managers Global (Pty) Ltd offer investment advice or make recommendations regarding investments. The Investment Manager and Promoter of the Catalyst Global Real Estate UCITS Fund is ML Capital Asset Management Ltd, a company regulated by the Central Bank of Ireland. MLC Global Multi Strategy UCITS Fund plc. is registered and regulated in Ireland as an open ended investment company with variable share capital and segregated liability between sub-funds. This notice shall not be construed as an offer of sale in the Fund. This notice shall not be construed as an offer of sale in Catalyst Global Real Estate UCITS Fund or in any other fund managed or advised by Catalyst Fund Managers Global (Pty) Ltd. The Fund has appointed Hugo Fund Services SA, 6 Cours de Rive, 1204 Geneva, Switzerland, as its Swiss Representative. Banque Heritage SA, 61 Route de Chêne, CH-1208 Geneva, Switzerland is the Swiss Paying Agent. In Switzerland shares shall be distributed exclusively to qualified investors. The fund offering documents, articles of association and audited financial statements can be obtained free of charge from the Representative. The place of performance with respect to shares distributed in or from Switzerland is the registered office of the Representative. Risks of investing in foreign securities include liquidity and repatriation of funds, macro-economics, political, tax, settlement and limited market information. Annualized returns are period returns re-scaled to a period of 1 year. This allows investors to compare returns of different assets that they have owned for different lengths of time. Additional information is available free of charge on the website and may include publications, brochures, application forms and annual reports. The Catalyst Global Real Estate UCITS Fund has a Total Expense Ratio of 1.75%. For the period from 1 January 2018 to 31 December 2018, 1.75% of the average Net Asset Value of the portfolio was incurred as charges, levies and fees related to the management of the portfolio. A higher TER ratio does not necessarily imply a poor return, nor does a low TER imply a good return. The current TER cannot be regarded as an indication of future TER's. Catalyst Fund Managers Global (Pty) Ltd is an Authorised Financial Service Provider by the Financial Services Board in South Africa (licence number 45418) The information contained in this document serves as the Minimum Disclosure to enable you as an investor to make an informed decision before investing in the fund.

### CONTACT DETAILS

#### Investor Contact:

Northern Trust International Fund  
 Administration Services (Ireland) Ltd  
 George Court 54-62, Townsend Street,  
 Dublin 2, Ireland  
 Tel: +35 31 434 5122  
[MLCapital\\_TA\\_Queries@ntrs.com](mailto:MLCapital_TA_Queries@ntrs.com)

#### Investment Manager

ML Capital Asset Management Ltd  
 23 St. Stephen's Green  
 Dublin 2  
 D02 AR55  
 Ireland  
 Tel: +353 1 533 7020  
[info@mlcapital.com](mailto:info@mlcapital.com)

#### Sub-Investment Manager

Catalyst Fund Managers Global (Pty) Ltd  
 4th Floor Protea Place,  
 Protea Road, Claremont,  
 Cape Town, South Africa

Tel: +27 21 657 5500  
[mail@catalyst.co.za](mailto:mail@catalyst.co.za)  
[www.catalyst.co.za](http://www.catalyst.co.za)

DATE ISSUED: 9 APRIL 2019