


CATALYST SA PROPERTY EQUITY PRESCIENT FUND

MINIMUM DISCLOSURE DOCUMENT

AUGUST 2020

ABOUT THE FUND

Investment Policy	In order to achieve this investment objective the securities normally to be included in the portfolio will primarily consist of property shares, REITs, financial instruments, assets in liquid form and non-equity securities which are considered consistent with the portfolio's primary objective and that the Act or the Registrar may allow from time to time, all to be acquired at fair market value.		
Benchmark	FTSE/JSE All Property Index (ALPI) J803T		
ASISA classification	South African-Real Estate-General		
Investment Term	3 + years recommended		
Portfolio Managers	Zayd Sulaiman CA (SA), Mvula Seroto CA (SA) CFA		
Launch Date	1st February 2005		
Min. lump sum investment	R2 000		
Min. Monthly Deposit	R300		
Initial Charges	No initial fees are charged		
Annual Management Fee Class A	1.15% (Incl. VAT) + performance fee		
TER Annualised Fee Class A	Management Fee	1.15%	
	Performance Fee	-0.58%	
	Other Fees	0.03%	
	Total Expense Ratio (TER)	0.60%	
	Transaction Cost (TC)	0.08%	
	Total Investment Charge (TIC)	0.68%	
Maximum Advisor Fee	2.30% (Incl. VAT)		
Performance Fee	23% (Incl. VAT) of benchmark out performance		
Fund Size as at 31 August 2020	R 568 557 785		
Who should Invest:	Investors seeking long term returns in excess of bonds and cash. This fund is appropriate for individuals and institutions seeking a high yielding income stream plus the prospect of income growth. The Fund is ideal for investors looking for a proxy for real estate and requires a property building block for their entire diversified portfolio.		
Risk Indicator			
Risks to Consider	Changes in interest rates; Changes in property market fundamentals; South African economy		
JSE Code Class A	CSPEF		
Unit Price as at 31 August 2020 Class A	155.74 Cents		
Income Distribution	30 Sep, 31 Dec, 31 Mar, 30 Jun (Quarterly)		
Payment Dates	05 Oct, 05 Jan, 05 Apr, 05 Jul		

MONTHLY COMMENTARY

The SA Listed Property Index (SAPY) and the All Property Index (ALPI) recorded total returns of -8.59% and -8.80% respectively for the month of August, with the historic yield of the ALPI ending the month at 9.0%. The yield-to-maturity (YTM) on the Long-Term South African government bond (RLRS) weakened by 21bps ending the month at 9.49% (9.28% - 31 July 2020). The sector's performance in the month was dragged down by sector heavy weights Growthpoint (-8.13%), Redefine (-22.33%), Nepi Rockcastle (-10.90%) & Resilient (-10.76%) collectively making up circ 46% of the All Property Index by free float market capitalisation. The All Property Index (ALPI) continues to underperform other asset classes on a rolling 12-month period (-44.24%), with SA Cash outperforming with returns of (6.46%), followed by SA Bonds (4.18%) and SA Equities (3.85%).

We are currently in the middle of reporting season and given that most REITs would have provided some form of rental relief to tenants during lockdown, we forecast that like-for-like distributable income growth to be materially down for financial years ended 2020 relative to prior reporting periods. Our forecasted forward funds available for distribution (FAD) is 10.67%, but we are forecasting the short to medium-term impact of the hard lock-down on rent collections and solvency & liquidity position of companies to impact on how much funds get paid out as dividends. Off this low base we expect the sector's 4yr distributable income growth to be 4.7%, in-line with SA long term inflation. The sector's discount to net asset value at the end of the Aug'20 was 45% and our 5-year annualised nominal return forecasts for the sector ranges between 18% and 22%. This is underpinned by revised lower GDP and short-term inflation forecasts which has translated into lower market rental growth across most sub-sectors.

Source of data: Bloomberg, Company Information and Catalyst Fund Managers

INVESTMENT OBJECTIVE

The CATALYST SA PROPERTY EQUITY PRESCIENT FUND is an actively managed portfolio, which has a total return objective and seeks to offer investors a return in excess of South African Domestic property equity markets. The portfolio has a medium to long-term investment horizon.

DECLARATION DATE	DISTRIBUTION AMOUNT	EX-DISTRIBUTION PRICE (CENTS)
30-Jun-20	2.97 cpu	177.06
31-Mar-20	4.11 cpu	154.09
31-Dec-19	8.93 cpu	304.22
30-Sep-19	1.53 cpu	311.03

CATALYST SA PROPERTY EQUITY PRESCIENT FUND

MINIMUM DISCLOSURE DOCUMENT

PERFORMANCE TO 31 AUGUST 2020 (ZAR)

	Benchmark*	Class A (Net NAV to NAV)
12 Months (Annualised)	-44.22%	-45.04%
3 Year Annualised Return	-23.79%	-23.31%
5 Year Annualised Return	-12.91%	-12.18%
10 Year Annualised Return	2.01%	2.47%
Since Inception annualised return	9.23%	8.93%

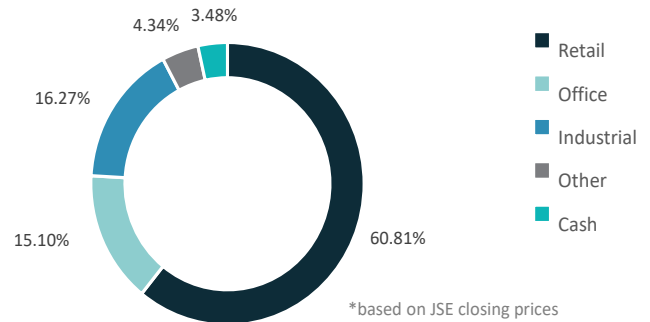
* Please note that the benchmark has been changed from the FTSE/JSE SA Listed Property Index (SAPY, J253T) to the FTSE/JSE All Property Index (ALPI, J803T), effective 1 March 2019

	Return (net)	Period
Best 12 month rolling return	72.47%	01 April 2005 - 31 March 2006
Worst 12 month rolling return	-48.90%	01 April 2019 - 31 March 2020

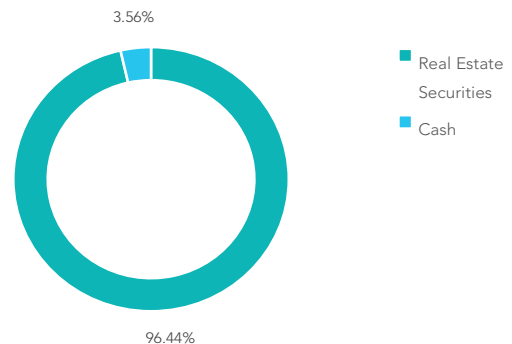
FUND TOP TEN AS AT 30 JUNE 2020 (ALPHABETICAL)

Capital & Counties Props
Equites Prop Fund Ltd
Fortress Reit Ltd - A
Growthpoint Props Ltd
Hyprop Inv Ltd
Mas Real Estate Inc
Nepi Rockcastle Plc
Redefine Prop Ltd
Resilient Reit Ltd
Vukile Property Fund

FUNDS SECTORAL ALLOCATIONS AS AT 31 AUGUST 2020



ASSET ALLOCATION AS AT 31 AUGUST 2020



SPECIFIC FUND RISK

Foreign Investment risk:	Foreign securities investments may be subject to risks pertaining to overseas jurisdictions and markets, including (but not limited to) local liquidity, macroeconomic, political, tax, settlement risks and currency fluctuations.
Interest rate risk:	The value of fixed income investments (e.g. bonds) tends to be inversely related to interest and inflation rates. Hence their value decreases when interest rates and/or inflation rises.
Property risk:	Investments in real estate securities can carry the same risks as investing directly in real estate itself. Real estate prices move in response to a variety of factors, including local, regional and national economic and political conditions, interest rates and tax considerations.
Currency exchange risk:	Changes in the relative values of individual currencies may adversely affect the value of investments and any related income.
Geographic / Sector risk:	For investments primarily concentrated in specific countries, geographical regions and/or industry sectors, their resulting value may decrease whilst portfolios more broadly invested might grow.
Equity investment risk:	Value of equities (e.g. shares) and equity-related investments may vary according to company profits and future prospects as well as more general market factors. In the event of a company default (e.g. bankruptcy), the owners of their equity rank last in terms of any financial payment from that company.

CATALYST SA PROPERTY EQUITY PRESCIENT FUND

MINIMUM DISCLOSURE DOCUMENT

TERM	MEANING
Annualised performance	Annualised performance show longer term performance rescaled to a 1 year period. Annualised performance is the average return per year over the period. Actual annual figures are available to the investor on request.
Highest & Lowest return	The highest and lowest returns for any 1 year over the period since inception have been shown.
NAV	The net asset value represents the assets of a Fund less its liabilities.
Co-named Collective Investment Scheme	A portfolio approved and branded in the name of both the manager (Prescient Management Company) and the financial services provider (Catalyst Fund Managers) and where the financial services provider undertakes the function of discretionary financial services in relation to the assets of the portfolio.
Income Distribution	The interest and/or dividend income that is generated by the underlying investments in the Fund and that is declared and distributed to investors in the Fund periodically.

DISCLAIMER

Collective Investment Schemes in Securities (CIS) should be considered as medium to long-term investments. The value may go up as well as down and past performance is not necessarily a guide to future performance. CIS's are traded at the ruling price and can engage in scrip lending and borrowing. The collective investment scheme may borrow up to 10% of the market value of the portfolio to bridge insufficient liquidity. A schedule of fees, charges and maximum commissions is available on request from the Manager. There is no guarantee in respect of capital or returns in a portfolio. A CIS may be closed to new investors in order for it to be managed more efficiently in accordance with its mandate. CIS prices are calculated on a net asset basis, which is the total value of all the assets in the portfolio including any income accruals and less any permissible deductions (brokerage, STT, VAT, auditor's fees, bank charges, trustee and custodian fees and the annual management fee) from the portfolio divided by the number of participatory interests (units) in issue. Forward pricing is used. The Fund's Total Expense Ratio (TER) reflects the percentage of the average Net Asset Value (NAV) of the portfolio that was incurred as charges, levies and fees related to the management of the portfolio. A higher TER does not necessarily imply a poor return, nor does a low TER imply a good return. The current TER cannot be regarded as an indication of future TERs. During the phase in period TERs do not include information gathered over a full year. Transaction Costs(TC) is the percentage of the value of the Fund incurred as costs relating to the buying and selling of the Fund's underlying assets. Transaction costs are a necessary cost in administering the Fund and impacts Fund returns. It should not be considered in isolation as returns may be impacted by many other factors over time including market returns, the type of Fund, investment decisions of the investment manager and the TER. Where a current yield has been included for Funds that derive its income primarily from interest bearing income, the yield is a weighted average yield of all underlying interest bearing instruments as at the last day of the month. This yield is subject to change as market rates and underlying investments change. The Manager retains full legal responsibility for any third-party named portfolio. Where foreign securities are included in a portfolio there may be potential constraints on liquidity and the repatriation of funds, macroeconomic risks, political risks, foreign exchange risks, tax risks, settlement risks; and potential limitations on the availability of market information. The investor acknowledges the inherent risk associated with the selected investments and that there are no guarantees. Please note that all documents, notifications of deposit, investment, redemption and switch applications must be received by Prescient by or before 13:00 (SA), to be transacted at the net asset value price for that day. Where all required documentation is not received before the stated cut off time Prescient shall not be obliged to transact at the net asset value price as agreed to. Funds are priced at either 3pm or 5pm depending on the nature of the Fund. Prices are published daily and are available on the Prescient website. Performance has been calculated using net NAV to NAV numbers with income reinvested. The performance for each period shown reflects the return for investors who have been fully invested for that period. Individual investor performance may differ as a result of initial fees, the actual investment date, the date of reinvestments and dividend withholding tax. Full performance calculations are available from the manager on request. For any additional information such as fund prices, brochures and application forms please go to www.catalyst.co.za.

CONTACT DETAILS

Management Company:

Prescient Management Company (RF) (Pty) Ltd,
 Registration number: 2002/022560/07
 Physical Address: Prescient House,
 Westlake Business Park, Otto Close, Westlake, 7945
 Postal Address: PO Box 31142, Tokai, 7966.
 Telephone number: 0800 111 899
 Email Address: info@prescient.co.za
 Website: www.prescient.co.za

Trustee:

Nedbank Investor Services
 Physical Address: 2nd Floor, 16 Constantia Boulevard, Constantia Kloof, Roodepoort, 1709
 Telephone Number: +27 11 534 6557
 Website: www.nedbank.co.za

The Management Company and Trustee are registered and approved under the Collective Investment Schemes Control Act (No. 45 of 2002). Prescient is a member of the Association for Savings and Investments SA.

Investment Manager:

Catalyst Fund Managers SA (Pty) Ltd, 4th Floor Protea Place, Protea Road, Claremont, 7708
 Cape Town, PO BOX 44845, Claremont 7735 Cape Town, South Africa, Tel +27 21 657 5500,
 Website: www.catalyst.co.za
 Email: mail@catalyst.co.za

Authorised Financial Services Provider by the Financial Services Board in South Africa (licence number 36009) This document is for information purposes only and does not constitute or form part of any offer to issue or sell or any solicitation of any offer to subscribe for or purchase any particular investments. Opinions expressed in this document may be changed without notice at any time after publication. We therefore disclaim any liability for any loss, liability, damage (whether direct or consequential) or expense of any nature whatsoever which may be suffered as a result of or which may be attributable directly or indirectly to the use of or reliance upon the information.

Date issued: 09 September 2020

PRESCIENT
 MANAGEMENT COMPANY

The CATALYST SA PROPERTY EQUITY PRESCIENT FUND is managed by Catalyst Fund Managers SA (Pty) Ltd and is structured as a co-branded portfolio operating under Prescient Management Company (RF) Pty Ltd.